




DATA CAPAIAN PENGUKURAN DAN PENIMBANGAN (D/S) DI POSYANDU dan DATA STUNTING KABUPATEN BARITO KUALA

Oleh:
Ir. ZULKIPLI YADI NOOR, MSc
Sekretariats Daerah Kabupaten Barito Kuala
Selaku Ketua Tim Percepatan Penurunan Stunting
Kabupaten Barito Kuala



**Disampaikan pada acara Rapat koordinasi TPPS Kabupaten Barito Kuala
di Hotel Royal Jelita Banjarmasin tanggal 15 Oktober 2024**



BALITA BERMASAH GIZI BERDASARKAN ISPS 2024 DAN PREVALENSI STATUS GIZI BALITA (SKI 2023) MENURUT KABUPATEN/KOTA DI KALIMANTAN SELATAN

| No | Kabupaten/Kota | Sasaran Balita (EPPGBM) | Balita Diukur (EPPGBM) | Stunting (EPPGBM) | Stunting (SKI 2023) |
|---------------------------|------------------|-------------------------|------------------------|-------------------|---------------------|
| 1 | Tanah Laut | 27.785 | 100,0 | 5,5 | 41,7 |
| 2 | Tapin | 12.446 | 100,0 | 12,7 | 14,4 |
| | HS. Selatan | 15.288 | 100,0 | 5,1 | 25,4 |
| 4 | HS. Utara | 13.738 | 100,0 | 18,3 | 36,0 |
| 5 | Tabalong | 18.506 | 100,0 | 7,3 | 18,1 |
| 6 | Tanah Bumbu | 27.776 | 100,0 | 3,1 | 25,1 |
| 7 | Barito Kuala | 20.386 | 99,6 | 8,5 | 15,9 |
| 8 | Balangan | 9.180 | 99,0 | 15,7 | 33,4 |
| 9 | HS. Tengah | 15.887 | 99,0 | 9,2 | 13,0 |
| 10 | Kota Banjar Baru | 18.451 | 98,6 | 8,1 | 12,4 |
| 11 | Kota Banjarmasin | 48.581 | 97,8 | 2,8 | 26,5 |
| 12 | Kotabaru | 18.519 | 95,5 | 5,9 | 20,1 |
| 13 | Banjar | 37.296 | 95,4 | 23,2 | 30,1 |
| Kalimantan Selatan | | 283.839 | 98,51 | 9,11 | 24,70 |

Keterangan : Cut Off 5 Juli 2024 pukul 18.00 WITA

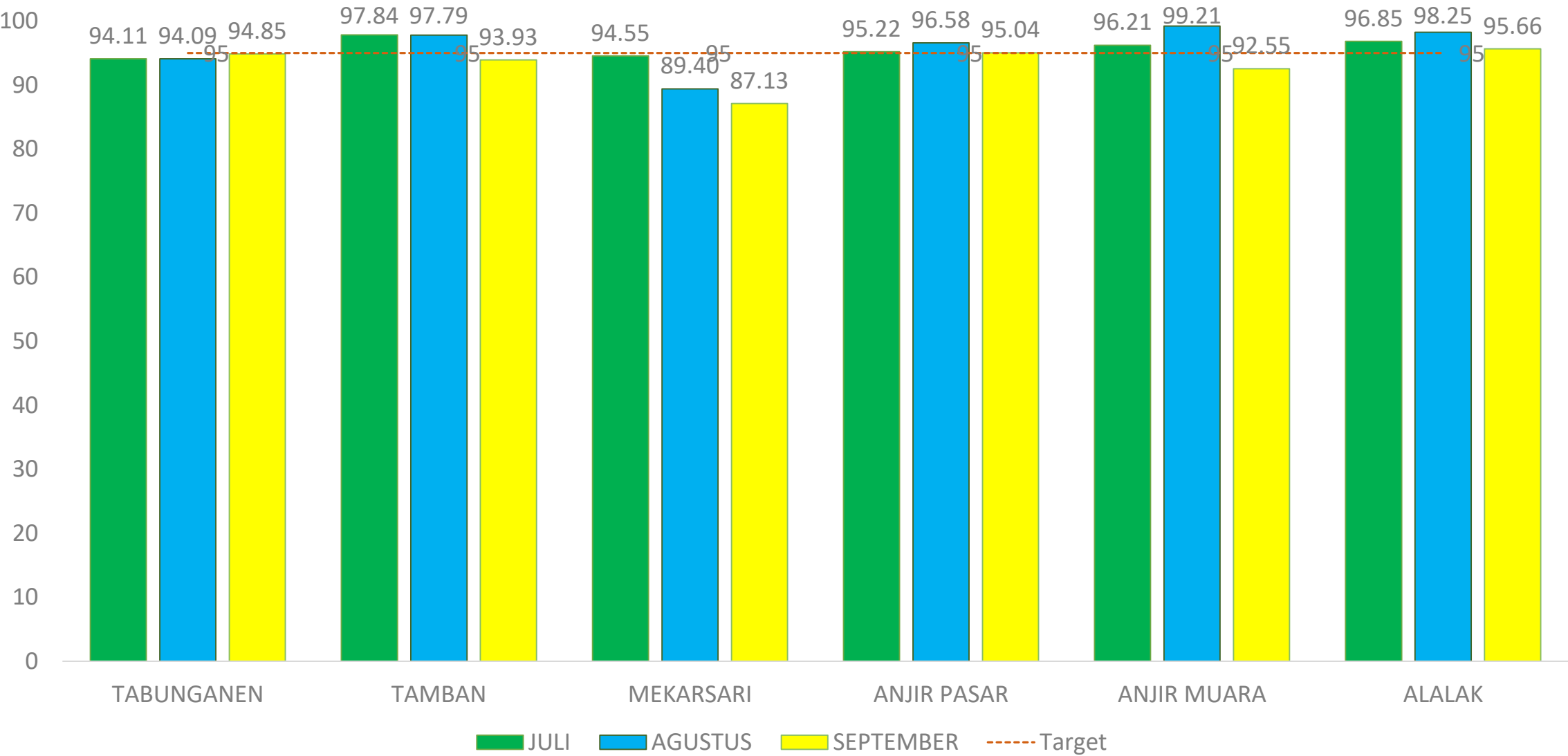
Stunting (ISPS, 2024)



Stunting (SKI, 2023)

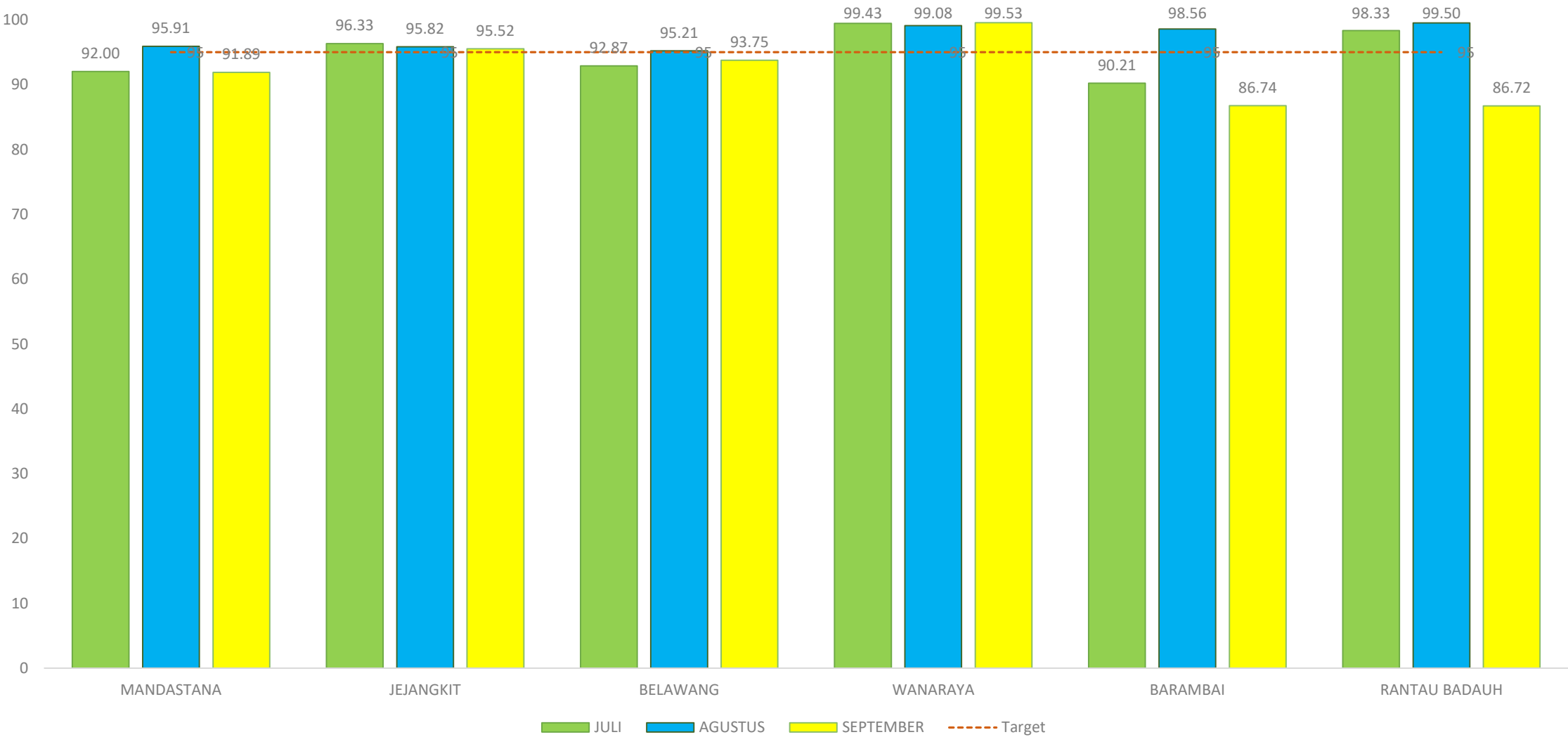


PERSENTASE BALITA DIUKUR JULI ,AGUSTUS,SEPTEMBER 2024



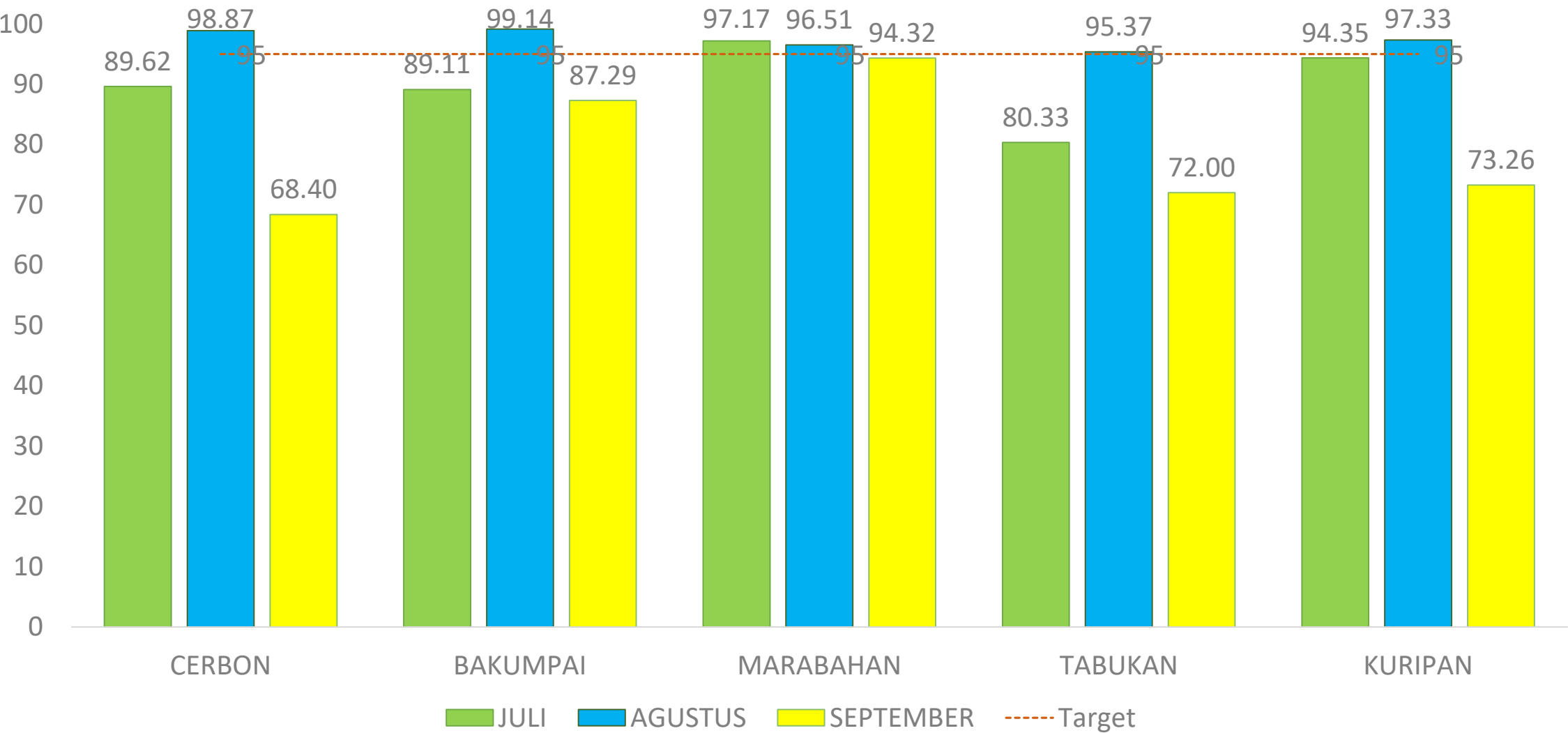
Kabupaten : Juli 94.93 % ,Agustus 96.97 % September 91.31%

PERSENTASE BALITA DIUKUR JULI ,AGUSTUS,SEPTEMBER 2024



Kabupaten : Juli 94.93 % ,Agustus 96.97 % September 91.31%

PERSENTASE BALITA DIUKUR JULI ,AGUSTUS,SEPTEMBER 2024



Kabupaten : Juli 94.93 % ,Agustus 96.97 % September 91.31%

| REKAP BALITA STUNTING JULI, AGUSTUS, SEPTEMBER PERKECAMATAN | | | | | | | | | | | | | |
|---|---------------|---------|------------|----------|-----------|---------|------------|----------|-----------|-----------|------------|----------|-----------|
| KABUPATEN BARITO KUALA TAHUN 2024(Data ePPGBM) | | | | | | | | | | | | | |
| | | | | | | | | | | | | | |
| No. | Puskesmas | JULI | | | | AGUSTUS | | | | SEPTEMBER | | | |
| | | Sasaran | Total Ukur | Stunting | %Stunting | Sasaran | Total Ukur | Stunting | %Stunting | Sasaran | Total Ukur | Stunting | %Stunting |
| 1 | TABUNGANEN | 1290 | 1214 | 124 | 10.21 | 1285 | 1209 | 118 | 9.76 | 1281 | 1215 | 119 | 9.79 |
| 2 | TAMBAN | 1995 | 1952 | 100 | 5.12 | 1992 | 1948 | 100 | 5.13 | 1928 | 1811 | 88 | 4.86 |
| 3 | MEKARSARI | 1303 | 1232 | 182 | 14.77 | 1302 | 1164 | 134 | 11.51 | 1290 | 1126 | 127 | 11.28 |
| 4 | ANJIR PASAR | 900 | 857 | 76 | 8.87 | 937 | 905 | 83 | 9.17 | 927 | 881 | 94 | 10.67 |
| 5 | ANJIR MUARA | 1532 | 1474 | 51 | 3.46 | 1523 | 1511 | 55 | 3.64 | 1516 | 1407 | 69 | 4.90 |
| 6 | ALALAK | 4061 | 3933 | 386 | 9.81 | 4126 | 4054 | 412 | 10.16 | 4149 | 3973 | 403 | 10.14 |
| 7 | MANDASTANA | 1188 | 1093 | 105 | 9.61 | 1174 | 1126 | 98 | 8.70 | 1159 | 1065 | 84 | 7.89 |
| 8 | JEJANGKIT | 436 | 420 | 58 | 13.81 | 431 | 413 | 58 | 14.04 | 424 | 406 | 55 | 13.55 |
| 9 | BELAWANG | 870 | 808 | 82 | 10.15 | 856 | 815 | 80 | 9.82 | 848 | 795 | 77 | 9.69 |
| 10 | WANARAYA | 870 | 865 | 74 | 8.55 | 865 | 857 | 88 | 10.27 | 855 | 851 | 83 | 9.75 |
| 11 | BARAMBAI | 919 | 829 | 83 | 10.01 | 904 | 891 | 80 | 8.98 | 905 | 785 | 85 | 10.83 |
| | | | | | | | | | | | | | |
| 12 | RANTAU BADAUH | 1019 | 1002 | 61 | 6.09 | 999 | 994 | 62 | 6.24 | 979 | 849 | 61 | 7.18 |
| 13 | CERBON | 607 | 544 | 53 | 9.74 | 617 | 610 | 61 | 10.00 | 617 | 424 | 60 | 14.15 |
| 14 | BAKUMPAI | 698 | 622 | 80 | 12.86 | 697 | 691 | 77 | 11.14 | 700 | 611 | 58 | 9.49 |
| 15 | MARABAHAN | 1731 | 1682 | 87 | 5.17 | 1747 | 1686 | 97 | 5.75 | 1724 | 1627 | 105 | 6.45 |
| 16 | TABUKAN | 615 | 494 | 155 | 31.38 | 627 | 598 | 160 | 26.76 | 625 | 450 | 133 | 29.56 |
| 17 | KURIPAN | 372 | 351 | 32 | 9.12 | 375 | 365 | 33 | 9.04 | 374 | 275 | 23 | 8.36 |
| | KABUPATEN | 20406 | 19372 | 1789 | 9.23 | 20457 | 19837 | 1796 | 9.05 | 20301 | 18551 | 1724 | 9.29 |